

SecuRope lifeline clamped on beams or columns

FALLPROTEC

December 2019

Description

The NEO SecuRope lifeline can be attached to beams through a bracket involving clamps or counter-plates and bolts. Using this type of fastening enables a solid fixation of the lifeline without drilling the hoisting structure.



Compliant with EN795:2012
Type C and CEN/TS16415:2013
MADE IN EU




x 4

Advantages

- Intuitive use
- Custom made solution adapted to the project's beams and potential obstacles
- Smooth movements of the glider along the lifeline
- Protects the hoisting structure
- Reduced cable deflection (in overhead configuration)
- Non-deformable components
- Robust and long-lasting material

Technical specifications

Delivered with an installation manual and an user manual
Material : Stainless steel SS316
Maximum distance between anchors: 12m
Loading on bracket max 12KN





Lifeline clamped on beam

SecuRope lifeline clamped on beams or columns

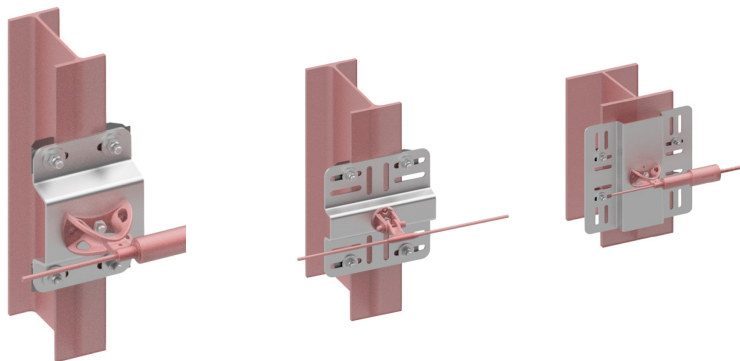
FALLPROTEC

December 2019




IDF050 - 100 / 200 / 300

Clamped bracket for horizontal beam, the width of the flange is between 50-100, 100-200 and 200-300mm.



IDF051 - 100 / 200 / 300

Clamped bracket for vertical column, the width of the flange is between 50-100, 100-200 and 200-300mm.



IDF055 - 100 / 200 / 300

Bracket and counter-plate bolted on a horizontal beam, the width of the flange is between 50-100, 100-200 and 200-300mm.